



5 - 6 GHz Grid Dish Antenna Kit

Operating Frequency - 5 - 6 GHz

Product code: K-GRID-003-06



The 90 cm x 70 cm grid reflector yields a 5 GHz grid with a gain of an impressive 31 dBi. This antenna is unique in its excellent performance at the high frequencies since the grid density was from the start optimised for use in this band. Many earlier competitors used 2.4 GHz reflectors which “leaks” considerable energy when used in the 5 GHz band. The new parabolic 90 x 70 cm aluminium grid antennas are considerably lighter than our previous grid dishes. The design is such that the grid is

moulded in two halves (split-design) which results in a 65% reduction in packaging volume. The feed design also optimises aperture efficiencies which gives significantly higher gain when compared to similar grid antennas.

Features:

- UV Resistant powder coat finish
- Rugged outdoor construction
- Quick and easy installation
- Light weight and low wind resistance
- Azimuth and elevation continuous adjustment

Application:

- Ultra-secure wireless LAN point-to-point communication
- Can be used as client antennas in a wireless network or in similar proprietary standards operating in the 5 – 6 GHz frequency band.
- Long range CPE installation



Long range Point-to-Point Links

Specifications:

Product Code:
K-GRID-003-06

Grid Dish with feed and 150 mm RG 58 N (f) connector

Electrical:

Gain (max)	31 dBi (+/-0.5 dB)
Frequency	5 - 6 GHz
VSWR	< 2.0:1
Feed power handling	10 W
E-plane 3 dB beamwidth	12° (± 5°)
H-plane 3 dB beamwidth	15° (± 5°)

Front to back (F/B ratio)	22 dB (± 2 dB)
Nominal input impedance	50 Ohm
Polarisation	Linear

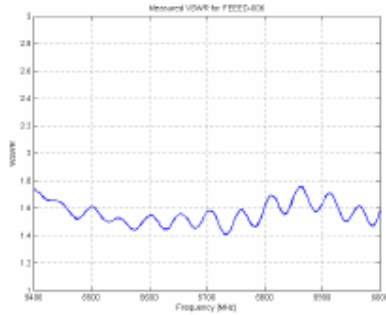
Environmental:

Wind Loading	160 km/h
Temperature Range	- 20° C to +70° C
Shock	40G at 10 msec
Thermal Shock	- 20° C to +70° C : 10 cycles
Water Ingress Rating	IP65 (NEMA 4X)
Salt spray in accordance with test method	No 72 Din 50021

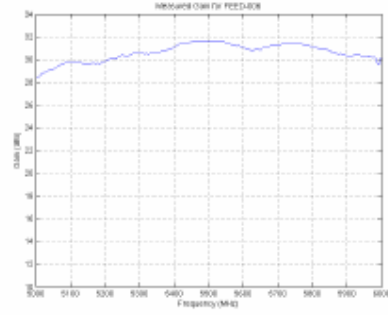
Mechanical:

Actual reflector Dimension	90 cm x 70 cm
Dish focal length	30 cm
Weight	3.3 kg
Dish Material	Die cast Aluminium
Bracket	High strength with elevation And Azimuth tilt

VSWR and Gain Pattern:

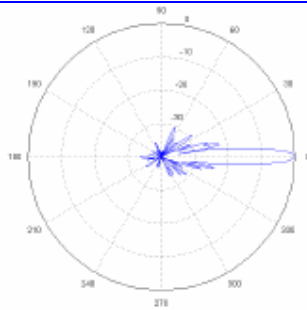


VSWR

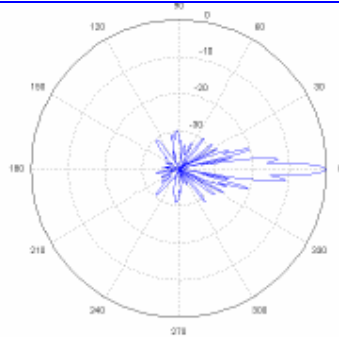


Gain

Radiation Patterns



E-Plane



H-Plane