



STANDARDS AND COMPLIANCES

ISO9001:2008 Quality Management System

IEC 297-1, 19" mounting standard

IEC 297-2, Overall cabinet dimensions

TS EN 61587-1 Standard.

Environment Friendly

%100 recyclable.



WIDE PRODUCT RANGE

D=1000 server cabinets offer 20 different size options in total; with W=600 and W=800 types and 10 different height options for each of these width options, ranging from 12U to 46U.

It provides solutions for all server and storage installation requirements, in optimum height and volume, thanks to the product range offering overall 20 different size options.

FRONT DOOR MODEL

Standard front door model for server cabinets is of **63% perforated** convex type.

While 63% perforated structure provides maximum passive ventilation, double sided **full length welded** structure provides extra resistance.

The convex angled structure leaning forward provides resistance to the perforated area as well as an aesthetic view. It is also the most preferred front door model due to its **extra distance** provided at its front panels towards the front. 80% perforated type is introduced optionally.

Locking mechanism is of **handled lock** type.

Owing to the lock bolt and the rod mechanism, it presents a **3 point locking** structure.

It provides maximum security by said 3 point locking structure.

Front doors with spring Loaded hinge system provides ease of use and installation by being detached and reinstalled, when required, without use of any tool.



REAR DOOR MODEL

Standard rear door model for server cabinets is of **63% perforated**, solid type and vertically split double door model.

Rear doors allow maximum passive ventilation thanks to its 63% perforated structure.

Hinged structure of said vertically split double doors, in case where the back space of the cabinet is limited, enables easy opening of the door within short distances and easy intervention into the cabinet from the back.

80% perforated type is introduced optionally.

Locking mechanism is of **handled lock** type.

Owing to its rod mechanism, it presents a 2 point locking structure. It provides maximum security by said two point locking structure.

Standard rear doors with spring Loaded hinge system provide ease of use and installation by being detached and reinstalled within seconds **without use of any tool**.



SIDE DOOR MODEL

Standard side door model for server cabinets is of detachable, horizontally split double door type.

Easily detachable side doors have a locking mechanism of cylindrical barrel lock.


Thanks to the special design of horizontally split double doors, bottom door can not be detached unless the top door is detached. Thanks to the structure, the lower door is also locked once the upper door is locked.

Thanks to the snap lock on the side doors, these doors may remain closed on the cabinet without necessarily being locked.

In case of attached fan modules at the sides, 63% perforated type horizontally split double side doors are introduced optionally.

Horizontally attached double door model facilitates detaching and transferring of the side doors in the course of installation and maintenance.

Among a rich variety of door options, side doors with a hinged system may be preferred when desired.



ROOF MODEL

Standard roof model of the server cabinets is plane type roof model.

Plane type roof model enables maximum passive ventilation with its 63% perforated structure.


It enables the hot air to be discharged rapidly when the fan module is attached, thanks to its 63% perforation on the top.

Through the embeddable structure of the roof, profile lines of the cabinet are emphasized and the cabinet is profoundly decorative with the original view.

Pagoda type roof may be preferred optionally if desired.

GROUND CONTACT

Contact of the cabinet with the ground is ensured with 4 heavy duty pinion feet with adjustable height and metal casing, and with heavy duty caster group 2 of which are with brakes and the other 2 of which are without brakes, attached at the bottom corners of the cabinet, in all server cabinet configurations.



SPACIOUS INTERNAL VOLUME

It presents an internal volume of **1000mm** in depth, sufficient for housing devices of all kinds of trademarks, models and depths.

Besides, owing to its (19")3 structure, it provides optimum volume and cost solutions enabling **100% occupation** inside the volume.



MAXIMUM SAFETY

Handled lock is a standard for front and rear doors; and front doors feature **3**, whereas rear doors feature **2** point lock system.



All front, rear and side doors are of lockable and **detachable** structure. Side doors have cylindrical barrel locking system.

GT S 600 x 1000 FREE STANDING CABINET

WIDTH W: 600mm

DEPTH D: 1000mm



LOADING CAPACITY: 1500kg

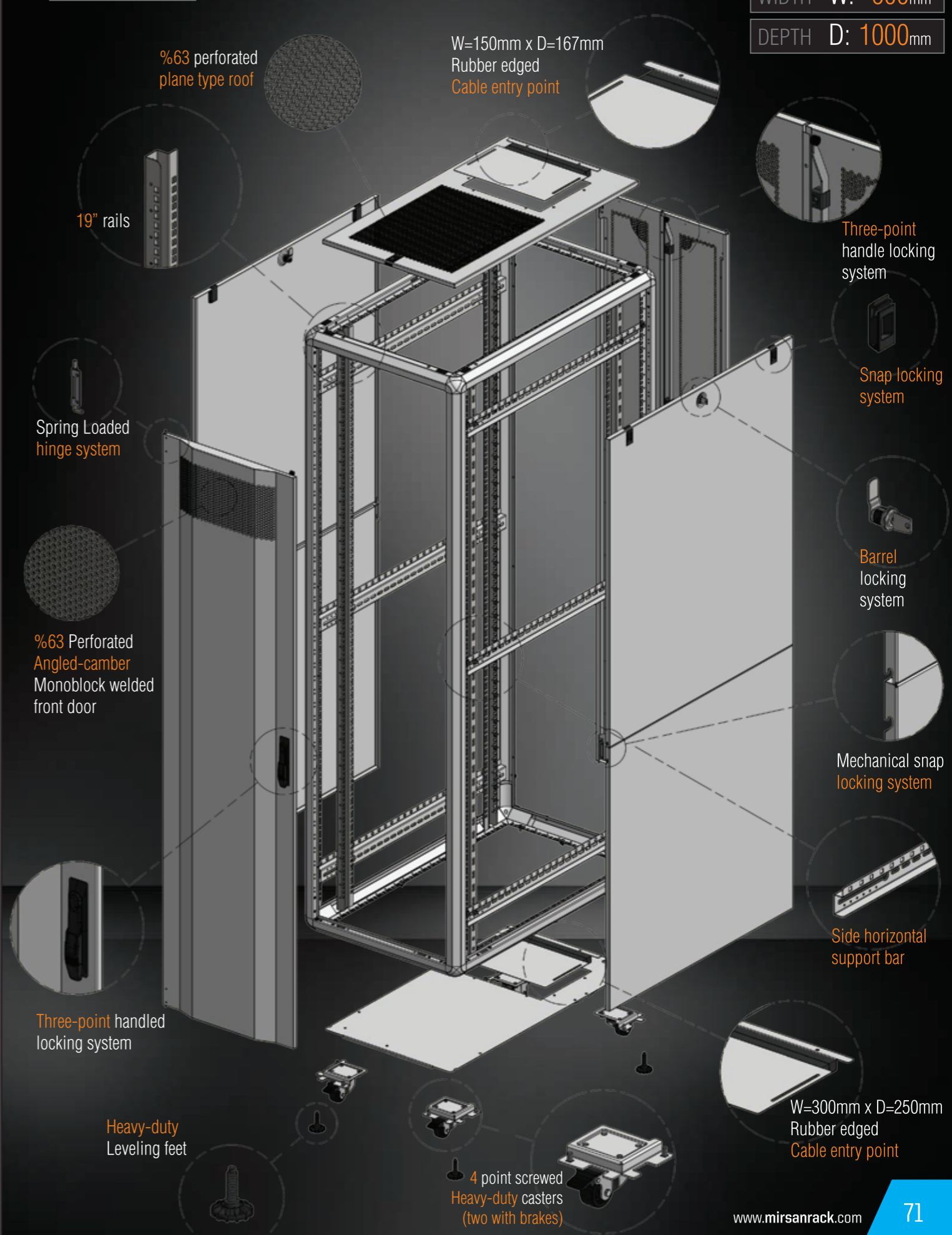
COLOR OPTIONS



EXPLODED VIEW

WIDTH W: 600mm

DEPTH D: 1000mm



GT S 600 x 1000 FREE STANDING CABINET

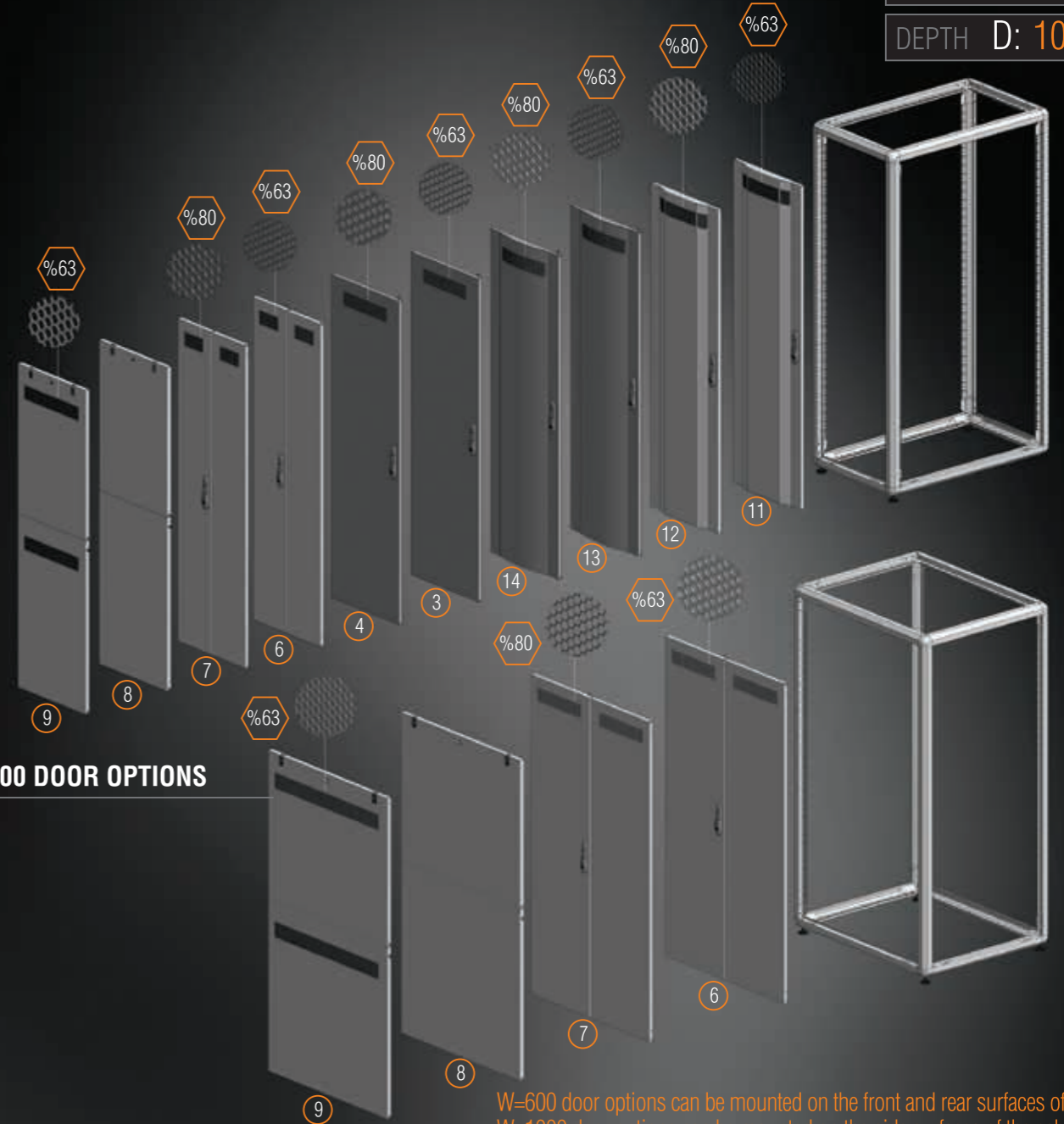
CONSTRUCTION DRAWINGS

WIDTH **W:** 600mm
DEPTH **D:** 1000mm



W=600 DOOR OPTIONS

WIDTH **W:** 600mm
DEPTH **D:** 1000mm



W=1000 DOOR OPTIONS

W=600 door options can be mounted on the front and rear surfaces of the cabinet.
W=1000 door options can be mounted on the side surfaces of the cabinet.

GT SERIES SERVER FREE STANDING CABINETS W=600mm D=1000mm

Product Code	Product Description	h Measurement (U)	Product Dimensions WxDxH (mm)	Width Between Rails (mm)	Depth Between Rails (mm)	h Measurement (mm)	Package Dimensions WxDxH (mm)	Number in the Package (pcs)	Product Net Weight (kg)	Product Gross Weight (kg)	Number on Pallet (pcs)	Pallet Dimensions WxDxH (mm)	Pallet Weight (kg)	Height, with Leveling Feet and Caster Group (mm)
MR.GTS12U61.XX	12U W=600mm D=1000mm SERVER	12U	600x1000x694	19"	740	594	670x1080x849	1	42	48,3	2	670x1080x1698	97	754
MR.GTS16U61.XX	16U W=600mm D=1000mm SERVER	16U	600x1000x872	19"	740	772	670x1080x1012	1	49,6	57	2	670x1080x2024	114	932
MR.GTS20U61.XX	20U W=600mm D=1000mm SERVER	20U	600x1000x1050	19"	740	950	670x1080x1190	1	57	66	2	670x1080x2380	132	1110
MR.GTS22U61.XX	22U W=600mm D=1000mm SERVER	22U	600x1000x1139	19"	740	1039	670x1080x1280	1	61	70	2	670x1080x2560	140	1200
MR.GTS26U61.XX	26U W=600mm D=1000mm SERVER	26U	600x1000x1317	19"	740	1217	670x1080x1457	1	68,6	79	1	670x1080x1457	79	1377
MR.GTS32U61.XX	32U W=600mm D=1000mm SERVER	32U	600x1000x1583	19"	740	1483	670x1080x1723	1	80	90,4	1	670x1080x1723	90,4	1643
MR.GTS36U61.XX	36U W=600mm D=1000mm SERVER	36U	600x1000x1761	19"	740	1661	670x1080x1901	1	87,6	99	1	670x1080x1901	99	1821
MR.GTS40U61.XX	40U W=600mm D=1000mm SERVER	40U	600x1000x1939	19"	740	1839	670x1080x2079	1	95	107,6	1	670x1080x2079	107,6	2000
MR.GTS42U61.XX	42U W=600mm D=1000mm SERVER	42U	600x1000x2028	19"	740	1928	670x1080x2168	1	99	112	1	670x1080x2168	112	2088
MR.GTS46U61.XX	46U W=600mm D=1000mm SERVER	46U	600x1000x2206	19"	740	2106	670x1080x2346	1	106,6	120,5	1	670x1080x2346	120,5	2266

XX=Color Code, 02 means Light Grey RAL 7035 and 01 means Black RAL 9005, the code is added by the customer at the order.

The door width to be selected should be selected among the door options with the related surface dimensions.
When one of the door options is selected, it should be informed at the order with its selected surface.

The number 0 from the door options stands for "doorless".
The standard door options:
Front Door=11, Side Door=8, Rear Door=6.

GT S 800 x 1000 FREE STANDING CABINET



WIDTH W: 800mm

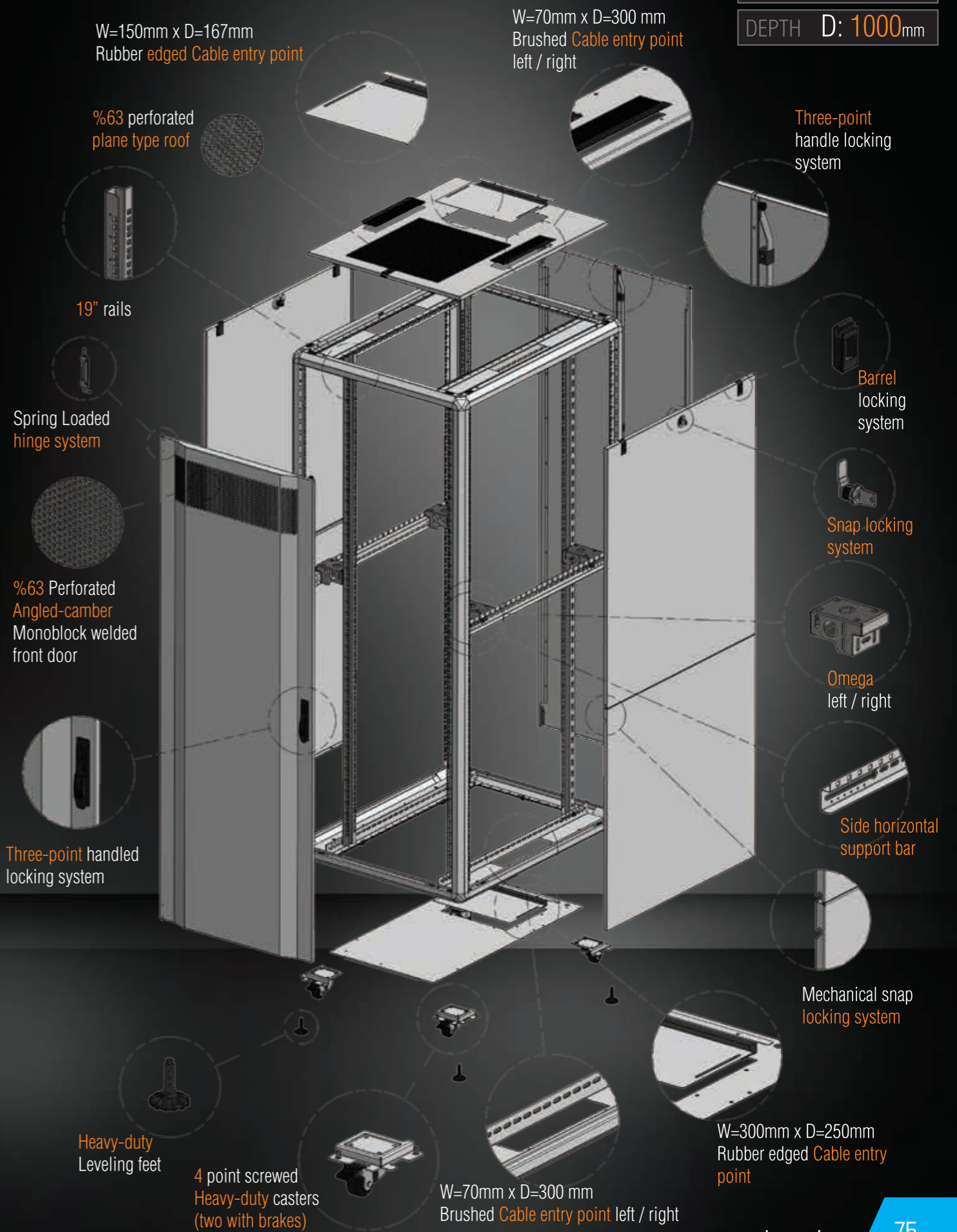
DEPTH D: 1000mm

COLOR OPTIONS



LOADING CAPACITY: 1500kg

EXPLODED VIEW



GT S 800 x 1000 FREE STANDING CABINET

CONSTRUCTION DRAWINGS

WIDTH W: 800mm

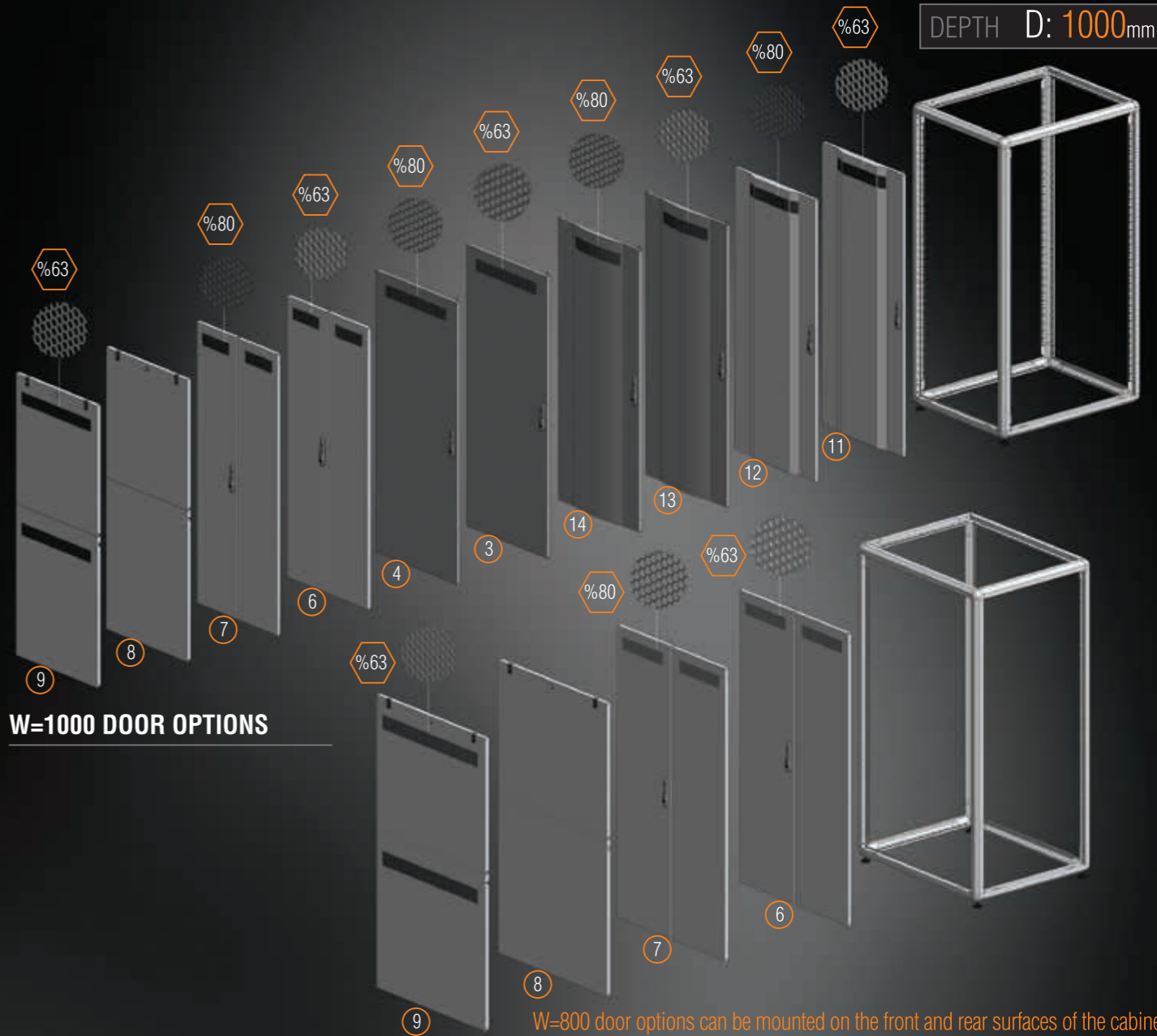
DEPTH D: 1000mm



W=800 DOOR OPTIONS

WIDTH W: 800mm

DEPTH D: 1000mm



W=1000 DOOR OPTIONS

W=800 door options can be mounted on the front and rear surfaces of the cabinet.
W=1000 door options can be mounted on the side surfaces of the cabinet.

GT SERIES SERVER FREE STANDING CABINET W=800mm D=1000mm

Product Code	Product Description	U Measurement (U)	Product Dimensions WxDxH (mm)	Width: Between Rails (mm)	Depth: Between Rails (mm)	U Measurement (mm)	Package Dimensions WxDxH (mm)	Number in the Package (pcs)	Product Net Weight (kg)	Product Gross Weight (kg)	Number on Pallet (pcs)	Pallet Dimensions WxDxH (mm)	Pallet Weight (kg)	Height, with Leveling Feet and Caster Group (mm)
MR.GTS12U81.XX	12U W=800mm D=1000mm SERVER	12U	800x1000x694	19"	740	594	880x1080x849	1	54	62,3	2	880x1080x1698	125	754
MR.GTS16U81.XX	16U W=800mm D=1000mm SERVER	16U	800x1000x872	19"	740	772	880x1080x1012	1	64	73,6	2	880x1080x2024	147	932
MR.GTS20U81.XX	20U W=800mm D=1000mm SERVER	20U	800x1000x1050	19"	740	950	880x1080x1190	1	74	85	2	880x1080x2380	170	1110
MR.GTS22U81.XX	22U W=800mm D=1000mm SERVER	22U	800x1000x1139	19"	740	1039	880x1080x1280	1	78,7	90,5	2	880x1080x2560	181	1200
MR.GTS26U81.XX	26U W=800mm D=1000mm SERVER	26U	800x1000x1317	19"	740	1217	880x1080x1457	1	88,5	101,7	1	880x1080x1457	101,7	1377
MR.GTS32U81.XX	32U W=800mm D=1000mm SERVER	32U	800x1000x1583	19"	740	1483	880x1080x1723	1	103	116,6	1	880x1080x1723	116,6	1643
MR.GTS36U81.XX	36U W=800mm D=1000mm SERVER	36U	800x1000x1761	19"	740	1661	880x1080x1901	1	113	127,7	1	880x1080x1901	127,7	1821
MR.GTS40U81.XX	40U W=800mm D=1000mm SERVER	40U	800x1000x1939	19"	740	1839	880x1080x2079	1	123	138,7	1	880x1080x2079	138,7	2000
MR.GTS42U81.XX	42U W=800mm D=1000mm SERVER	42U	800x1000x2028	19"	740	1928	880x1080x2168	1	127,7	144,3	1	880x1080x2168	144,3	2088
MR.GTS46U81.XX	46U W=800mm D=1000mm SERVER	46U	800x1000x2206	19"	740	2106	880x1080x2346	1	137,5	155,3	1	880x1080x2346	155,3	2266

XX=Color Code, 02 means Light Grey RAL 7035 and 01 means Black RAL 9005, the code is added by the customer at the order.

The door width to be selected should be selected among the door options with the related surface dimensions.
When one of the door options is selected, it should be informed at the order with its selected surface.

The number 0 from the door options stands for "doorless".
The standard door options:
Front Door=11, Side Door=8, Rear Door=6.