

B TYPE FIBER OPTIC TERMINATION PANELS



B Type 1U



B Type 2U

B Type Termination panels ease fiber termination thanks to the sliding mechanism and removable front panel and provide low-cost professional cable management. These panels are specially produced for simple installation and easy access.

On the removable front panel, slots can be applied according to the desired adapter type.

Sliding internal tray can be used with snap lock or screws on two sides while the general preference is snap lock type. Removing the internal tray from the body by moving it up for 45° only, ease of use during the installation is enabled.

Fiber optic panels enable easy access for the additional patch cables and trays even after installation to the cabinets or field termination enclosures.




1U B TYPE FIBER OPTIC TERMINATION PANELS




Technical Drawing

TECHNICAL FEATURES

- 1U, 12 / 24 ports capacity
- Mechanically sliding system
- Managing low and high number of fiber connections with high capacity
- Limited movability for fiber cables and cable safety with glands
- Fiber optic guidance tubes to protect and direct the fiber cables to the splice cassettes
- Tension easing and bending minimizing brackets for all cable entries
- Centering equipment and cable tie brackets
- PG16 Glands (optionally PG21)
- Compliance with all types of adapters (SC, FC, ST, LC etc.)




482
Top View



Isometric View



44.45
Front View



Right Side View



Rear View



240
Left Side View

TECHNICAL DETAILS

- Capacity: 1U, 12 / 24 ports
- Maximum Capacity: 48 ports
- Dimensions: (19") W=482mm x D=240mm x 1U (H=44,45 mm)
- Material: Carbon Steel
- Weight: 2 kg
- Color: RAL 7035 Light Grey or RAL 9005 Black

SET CONTENTS

- M5 splice cassette nut 1 pcs
- M6 screw and nut set (4 pcs) 1 set
- PG16 gland 1 pcs

INSTALLATION AREAS

LAN & WAN projects, FTTx installations and Data Centers

Port Options




Given port numbers are based on the connector numbers.

Product Code	1U B TYPE FIBER OPTIC TERMINATION PANELS						Logistics		
	(U)	Port	Width W	Depth D	Height H	Net Weight (Kg)	Width	Depth	Height
MR.FOB1U12SCD.XX	1U	12	482 mm	240 mm	44.45 mm	2.0 kg	510 mm	280 mm	50 mm
MR.FOB1U24SCD.XX	1U	24	482 mm	240 mm	44.45 mm	2.0 kg	510 mm	280 mm	50 mm
MR.FOB1U12SCS.XX	1U	12	482 mm	240 mm	44.45 mm	2.0 kg	510 mm	280 mm	50 mm
MR.FOB1U24SCS.XX	1U	24	482 mm	240 mm	44.45 mm	2.0 kg	510 mm	280 mm	50 mm
MR.FOB1U12ST.XX	1U	12	482 mm	240 mm	44.45 mm	2.0 kg	510 mm	280 mm	50 mm
MR.FOB1U24ST.XX	1U	24	482 mm	240 mm	44.45 mm	2.0 kg	510 mm	280 mm	50 mm

XX= 02 specifies RAL7035 Light Grey / 01 specifies RAL9005 Black. The color codes are specified by the customer on the order.




2U B TYPE FIBER OPTIC TERMINATION PANELS



Technical Drawing

TECHNICAL FEATURES

- 2U, 48 / 96 ports capacity
- Mechanically sliding system
- Managing low and high number of fiber connections with high capacity
- Limited movability for fiber cables and cable safety with glands
- Fiber optic guidance tubes to protect and direct the fiber cables to the splice cassettes
- Tension easing and bending minimizing brackets for all cable entries
- Centering equipment and cable tie brackets
- PG16 Glands (optionally PG21)
- Compliance with all types of adapters (SC, FC, ST, LC etc.)



TECHNICAL DETAILS


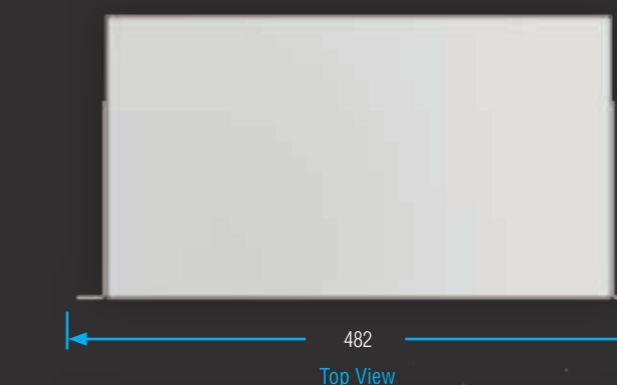
- Capacity: 2U, 48 / 96 ports
- Maximum Capacity: 96 ports
- Dimensions: (19") W=482mm x D=240mm x 2U (H=88,9 mm)
- Material: Carbon Steel
- Weight: 2,8 kg
- Color: RAL 7035 Light Grey or RAL 9005 Black

SET CONTENTS

- M5 splice cassette nut 1 pcs
- M6 screw and nut set (4 pcs) 1 set
- PG16 gland 1 pcs

INSTALLATION AREAS


LAN & WAN projects, FTTx installations and Data Centers



Isometric View




Right Side View



Left Side View

Port Options



48 SC Duplex or 48 LC Quad Vertical

48 LC Duplex or 48 E2000 Simplex or 48 SC Simplex

48 ST or 48 FC (D-hole)

Given port numbers are based on the connector numbers.

Product Code	2U B TYPE FIBER OPTIC TERMINATION PANELS						Logistics		
	(U)	Port	Width W	Depth D	Height H	Net Weight (kg)	Width	Depth	Height
MR.FOB2U48SCS.XX	2U	48	482 mm	240 mm	88.9 mm	2.8 kg	510 mm	280 mm	100 mm
MR.FOB2U48SCD.XX	2U	48	482 mm	240 mm	88.9 mm	2.8 kg	510 mm	280 mm	100 mm
MR.FOB2U48STS.XX	2U	48	482 mm	240 mm	88.9 mm	2.8 kg	510 mm	280 mm	100 mm

XX= Color Code, 02 specifies RAL7035 Light Grey / 01 specifies RAL9005 Black. The color codes are specified by the customer on the order.